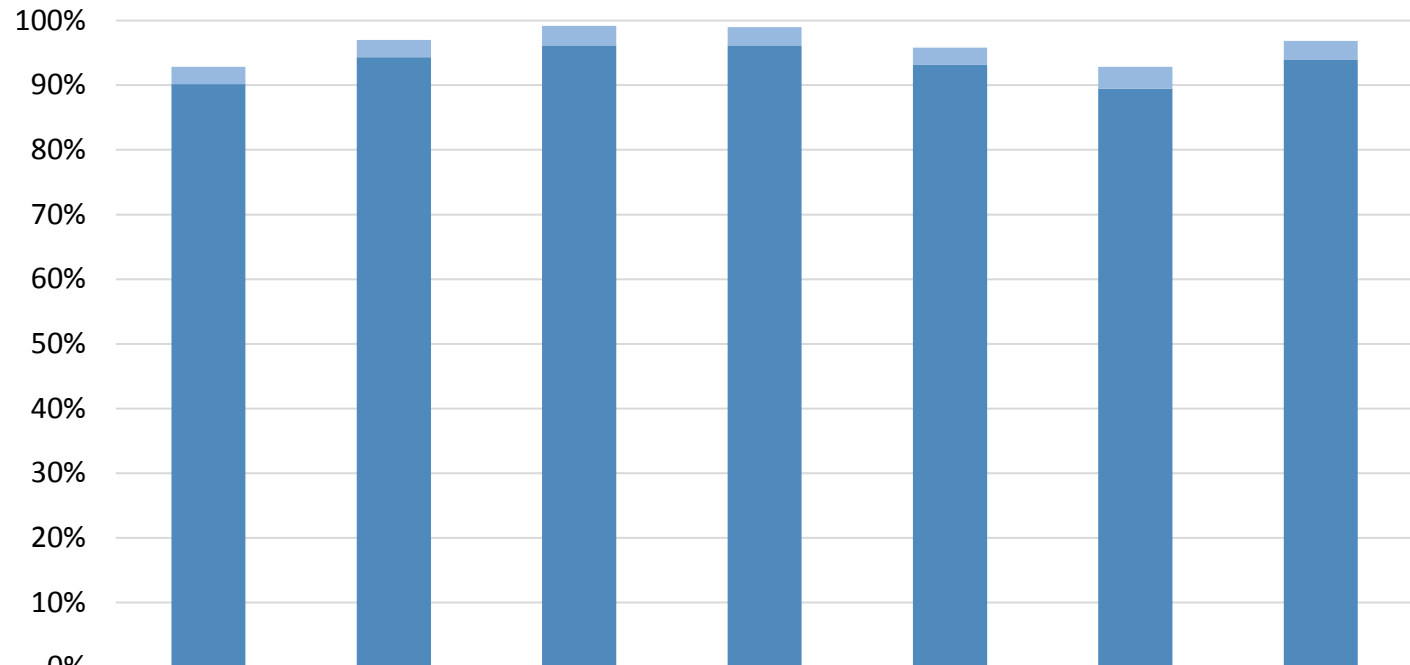


# CCCC Immunization Rates - Fall 2017

## How many kids at CCCC Head Start are vaccinated?\*



	DTaP	Polio	Varicella	MMR	HepB	HepA	Hib
<span style="color: #4F81BD;">■</span> % Nonmedical Exemptions	3%	3%	3%	3%	3%	3%	3%
<span style="color: #005596;">■</span> % Vaccinated	90%	94%	96%	96%	93%	89%	94%

Number of children at the school\*\*: **599**

Percent of children with no immunization or exemption record: **0%**

Percent of children with a medical exemption for one or more vaccine(s): **0%**

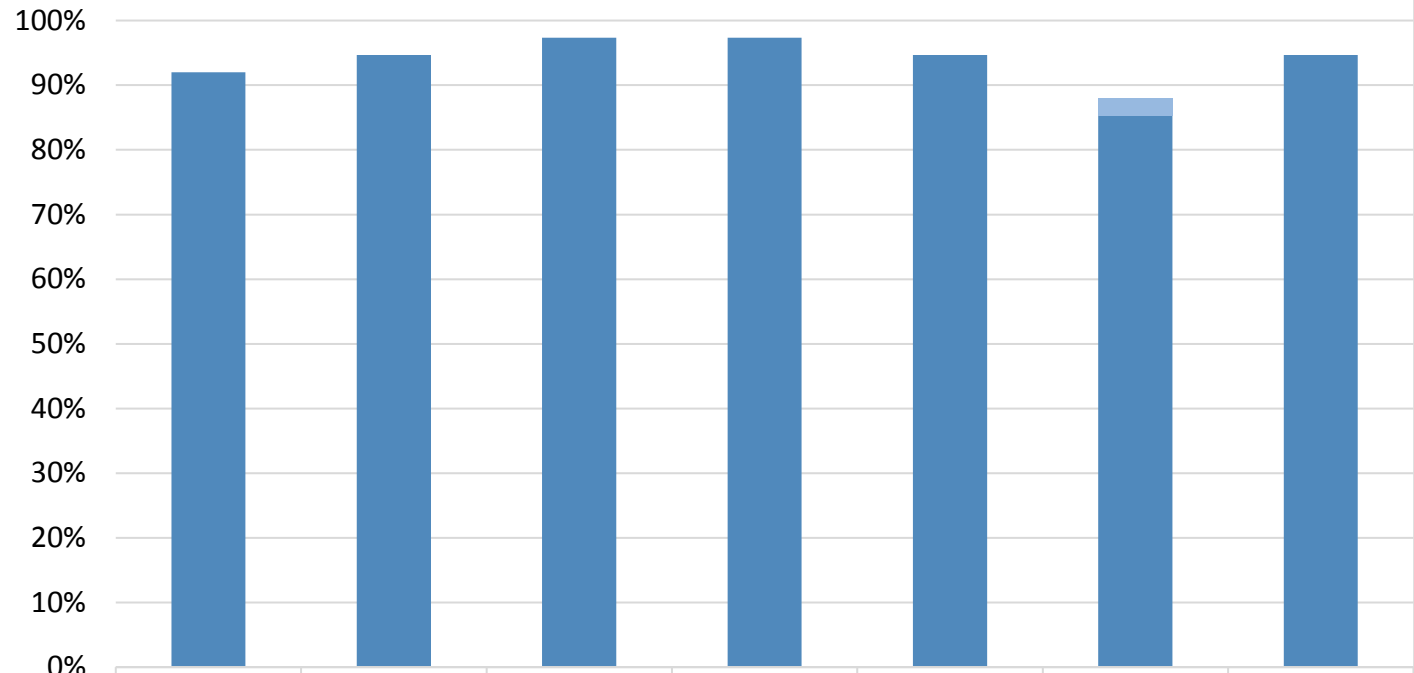
\* Not all immunizations are required for all grades. These numbers may not total 100% if some children have medical exemptions, or are incomplete or in process with immunizations but do not need an exemption because they are on schedule.

\*\*There is/are also **0** child(ren) enrolled for whom immunizations are not required to be reported because their records are tracked by another site or they attend fewer than 5 days per year.

\*\*There is/are also **0** child(ren) 18 months of age or younger who are not required to be finished with their pre-school vaccines because of their age.

CCCC Immunization Rates - Fall 2017

How many kids at Barlow are vaccinated?\*



	DTaP	Polio	Varicella	MMR	HepB	HepA	Hib
% Nonmedical Exemptions	0%	0%	0%	0%	0%	3%	0%
% Vaccinated	92%	95%	97%	97%	95%	85%	95%

Number of children at the school\*\*: **75**

Percent of children with no immunization or exemption record: **0%**

Percent of children with a medical exemption for one or more vaccine(s): **0%**

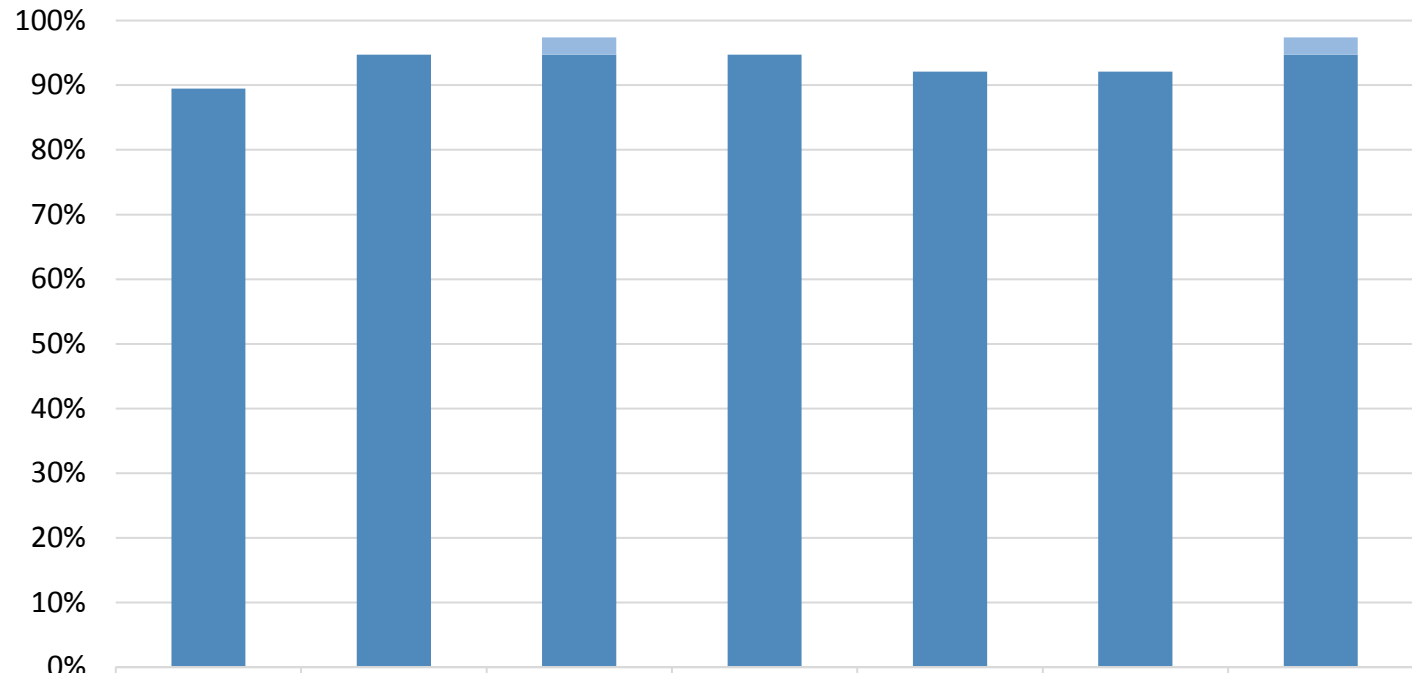
\* Not all immunizations are required for all grades. These numbers may not total 100% if some children have medical exemptions, or are incomplete or in process with immunizations but do not need an exemption because they are on schedule.

\*\*There is/are also **0** child(ren) enrolled for whom immunizations are not required to be reported because their records are tracked by another site or they attend fewer than 5 days per year.

\*\*There is/are also **0** child(ren) 18 months of age or younger who are not required to be finished with their pre-school vaccines because of their age.

CCCC Immunization Rates - Fall 2017

How many kids at CCC are vaccinated?\*



	DTaP	Polio	Varicella	MMR	HepB	HepA	Hib
% Nonmedical Exemptions	0%	0%	3%	0%	0%	0%	3%
% Vaccinated	89%	95%	95%	95%	92%	92%	95%

Number of children at the school\*\*: **38**

Percent of children with no immunization or exemption record: **0%**

Percent of children with a medical exemption for one or more vaccine(s): **0%**

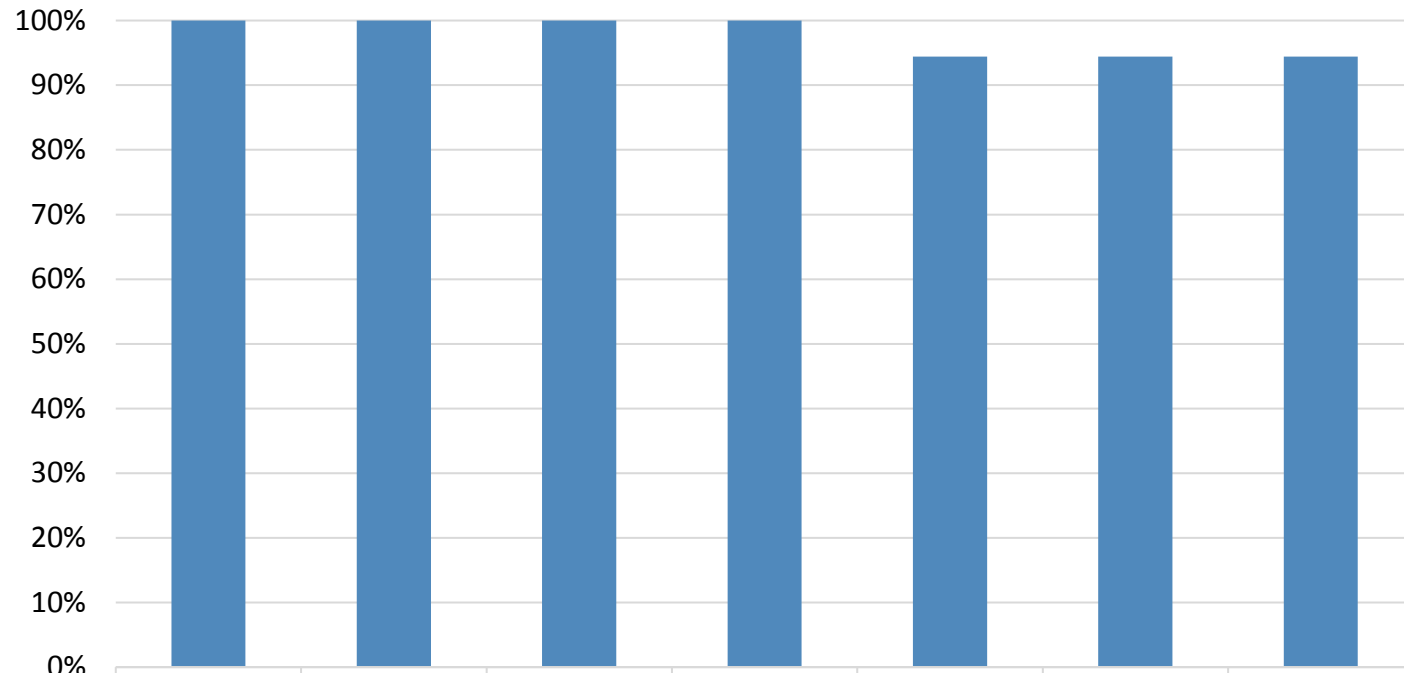
\* Not all immunizations are required for all grades. These numbers may not total 100% if some children have medical exemptions, or are incomplete or in process with immunizations but do not need an exemption because they are on schedule.

\*\*There is/are also **0** child(ren) enrolled for whom immunizations are not required to be reported because their records are tracked by another site or they attend fewer than 5 days per year.

\*\*There is/are also **0** child(ren) 18 months of age or younger who are not required to be finished with their pre-school vaccines because of their age.

CCCC Immunization Rates - Fall 2017

How many kids at Estacada are vaccinated?\*



	DTaP	Polio	Varicella	MMR	HepB	HepA	Hib
% Nonmedical Exemptions	0%	0%	0%	0%	0%	0%	0%
% Vaccinated	100%	100%	100%	100%	94%	94%	94%

Number of children at the school\*\*: **18**

Percent of children with no immunization or exemption record: **0%**

Percent of children with a medical exemption for one or more vaccine(s): **0%**

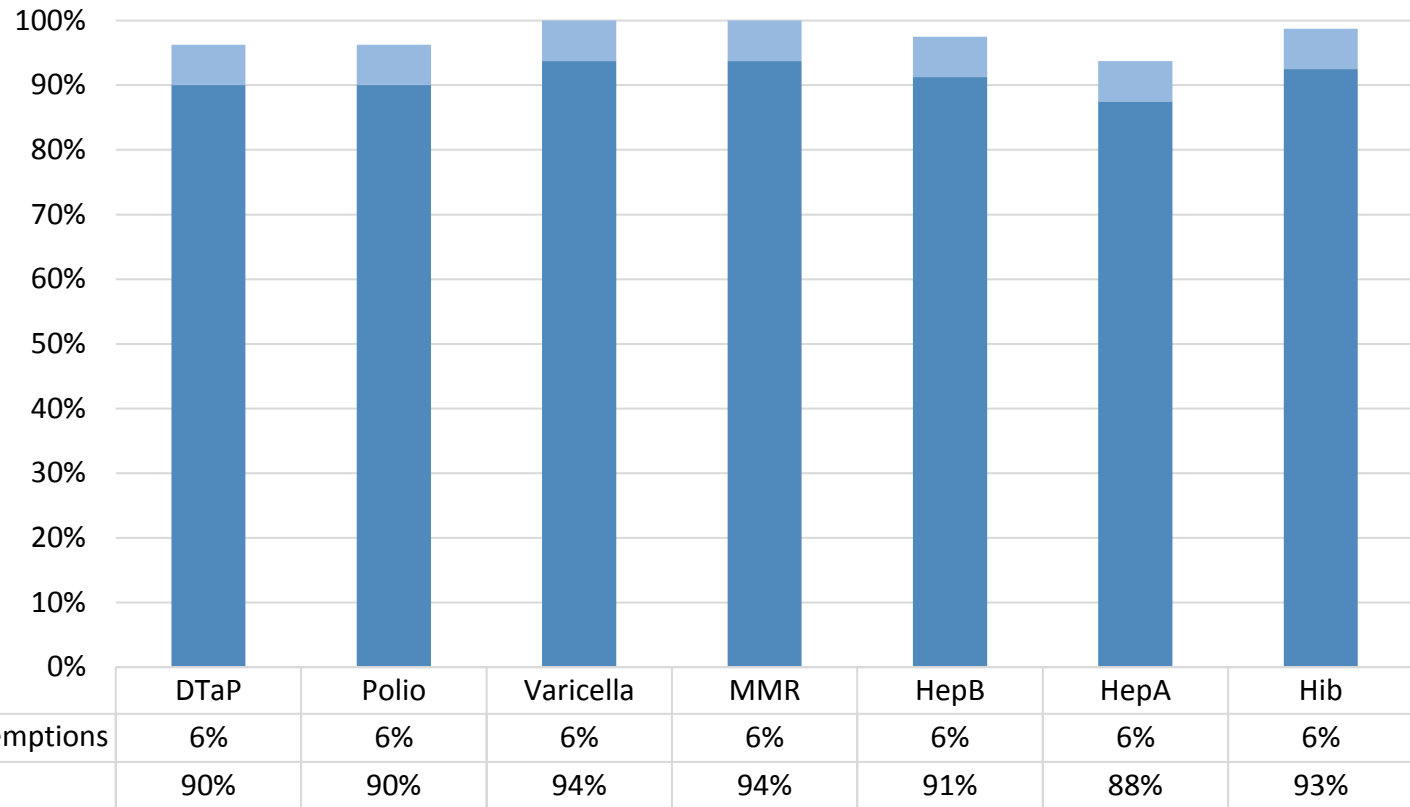
\* Not all immunizations are required for all grades. These numbers may not total 100% if some children have medical exemptions, or are incomplete or in process with immunizations but do not need an exemption because they are on schedule.

\*\*There is/are also **0** child(ren) enrolled for whom immunizations are not required to be reported because their records are tracked by another site or they attend fewer than 5 days per year.

\*\*There is/are also **0** child(ren) 18 months of age or younger who are not required to be finished with their pre-school vaccines because of their age.

CCCC Immunization Rates - Fall 2017

How many kids at Gladstone are vaccinated?\*



Number of children at the school\*\*: **80**

Percent of children with no immunization or exemption record: **0%**

Percent of children with a medical exemption for one or more vaccine(s): **0%**

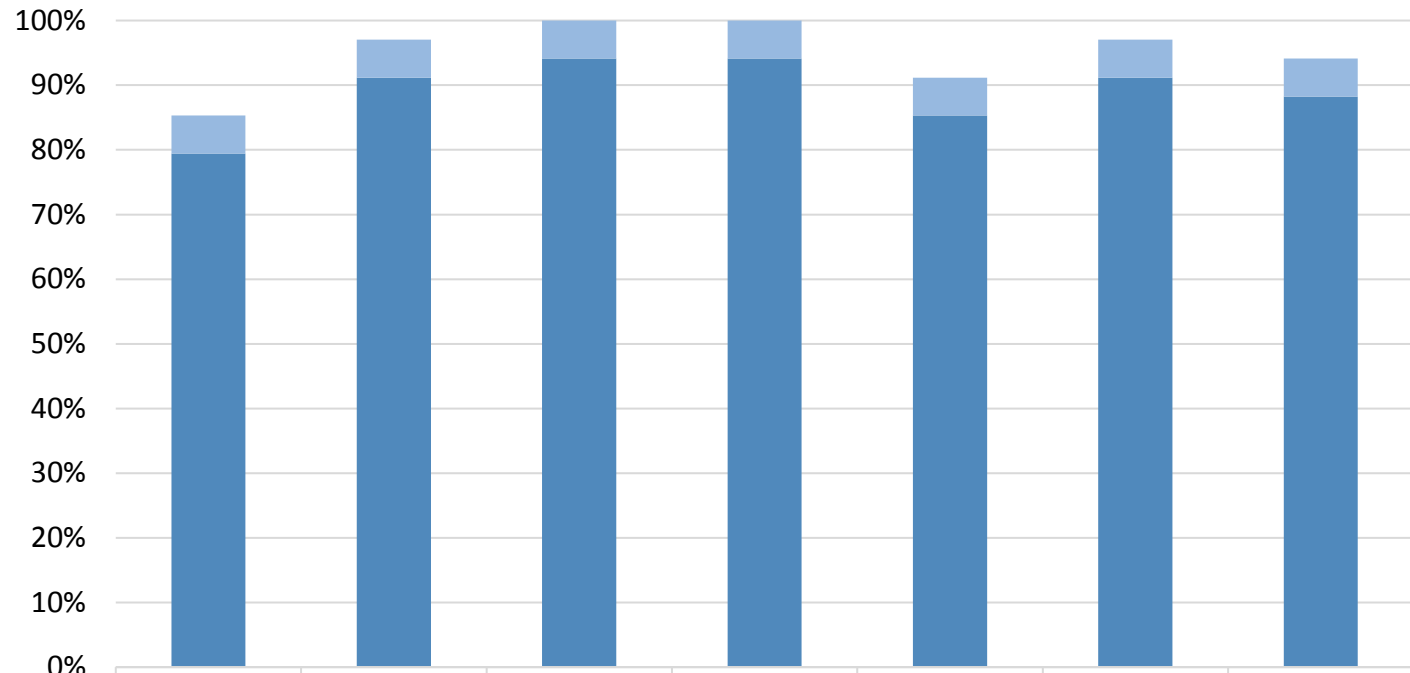
\* Not all immunizations are required for all grades. These numbers may not total 100% if some children have medical exemptions, or are incomplete or in process with immunizations but do not need an exemption because they are on schedule.

\*\*There is/are also **0** child(ren) enrolled for whom immunizations are not required to be reported because their records are tracked by another site or they attend fewer than 5 days per year.

\*\*There is/are also **0** child(ren) 18 months of age or younger who are not required to be finished with their pre-school vaccines because of their age.

CCCC Immunization Rates - Fall 2017

How many kids at Mulino are vaccinated?\*



	DTaP	Polio	Varicella	MMR	HepB	HepA	Hib
% Nonmedical Exemptions	6%	6%	6%	6%	6%	6%	6%
% Vaccinated	79%	91%	94%	94%	85%	91%	88%

Number of children at the school\*\*: **34**

Percent of children with no immunization or exemption record: **0%**

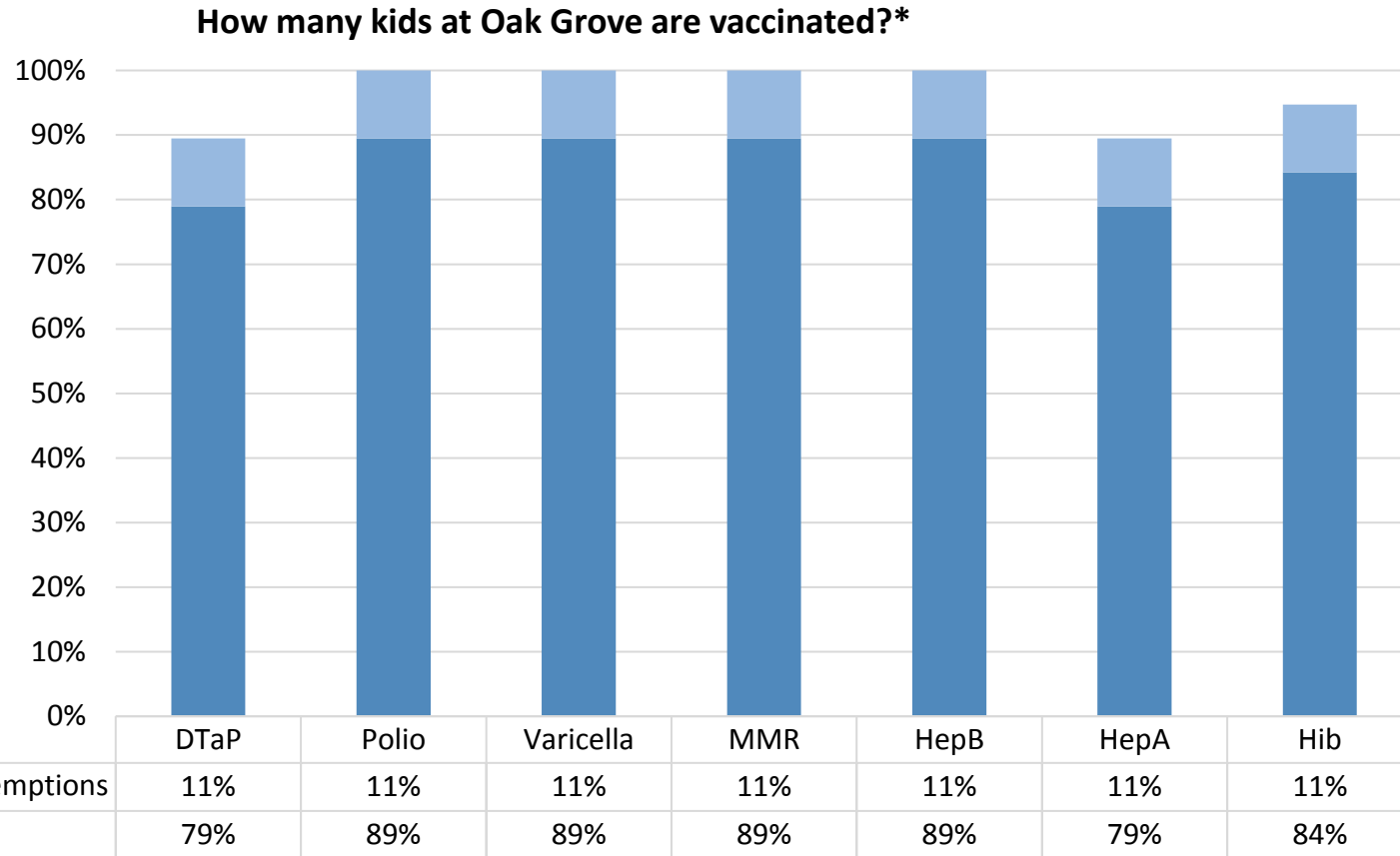
Percent of children with a medical exemption for one or more vaccine(s): **0%**

\* Not all immunizations are required for all grades. These numbers may not total 100% if some children have medical exemptions, or are incomplete or in process with immunizations but do not need an exemption because they are on schedule.

\*\*There is/are also **0** child(ren) enrolled for whom immunizations are not required to be reported because their records are tracked by another site or they attend fewer than 5 days per year.

\*\*There is/are also **0** child(ren) 18 months of age or younger who are not required to be finished with their pre-school vaccines because of their age.

CCCC Immunization Rates - Fall 2017



Number of children at the school\*\*: **19**

Percent of children with no immunization or exemption record: **0%**

Percent of children with a medical exemption for one or more vaccine(s): **0%**

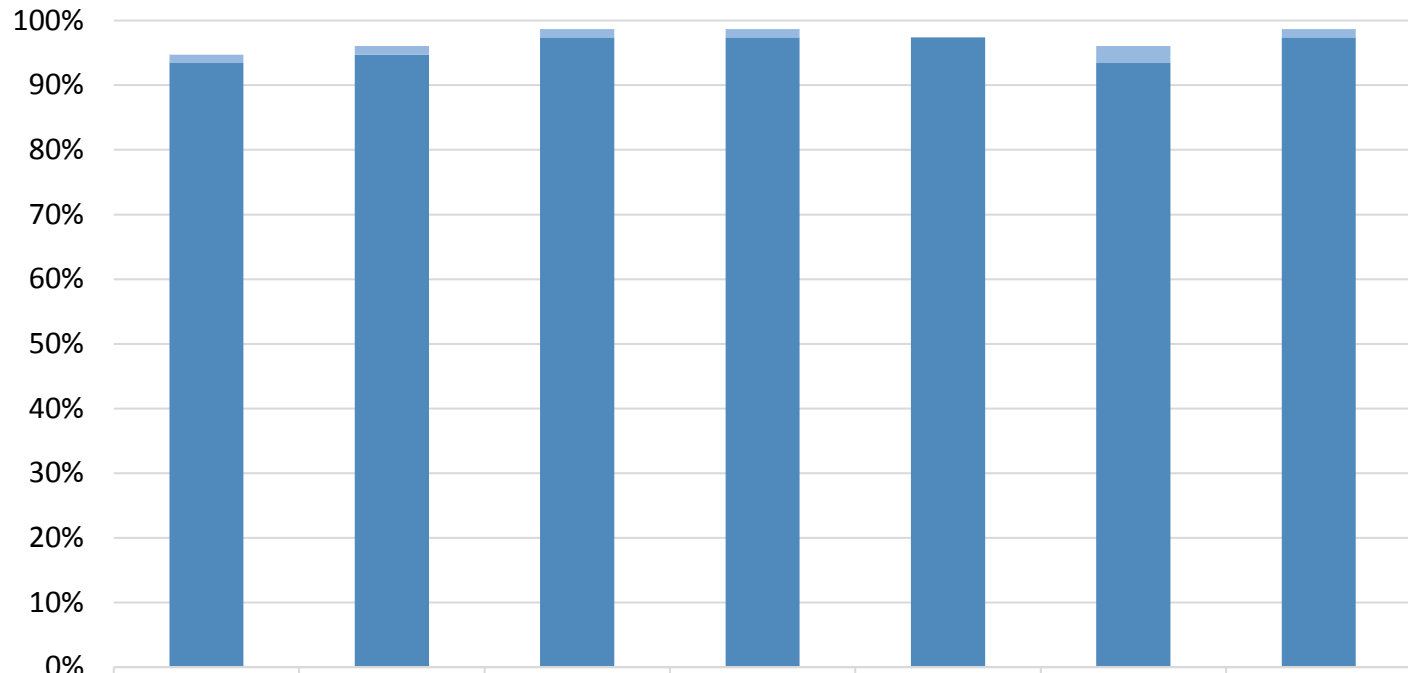
\* Not all immunizations are required for all grades. These numbers may not total 100% if some children have medical exemptions, or are incomplete or in process with immunizations but do not need an exemption because they are on schedule.

\*\*There is/are also **0** child(ren) enrolled for whom immunizations are not required to be reported because their records are tracked by another site or they attend fewer than 5 days per year.

\*\*There is/are also **0** child(ren) 18 months of age or younger who are not required to be finished with their pre-school vaccines because of their age.

CCCC Immunization Rates - Fall 2017

How many kids at OCVM are vaccinated?\*



	DTaP	Polio	Varicella	MMR	HepB	HepA	Hib
% Nonmedical Exemptions	1%	1%	1%	1%	0%	3%	1%
% Vaccinated	93%	95%	97%	97%	97%	93%	97%

Number of children at the school\*\*: **76**

Percent of children with no immunization or exemption record: **0%**

Percent of children with a medical exemption for one or more vaccine(s): **0%**

\* Not all immunizations are required for all grades. These numbers may not total 100% if some children have medical exemptions, or are incomplete or in process with immunizations but do not need an exemption because they are on schedule.

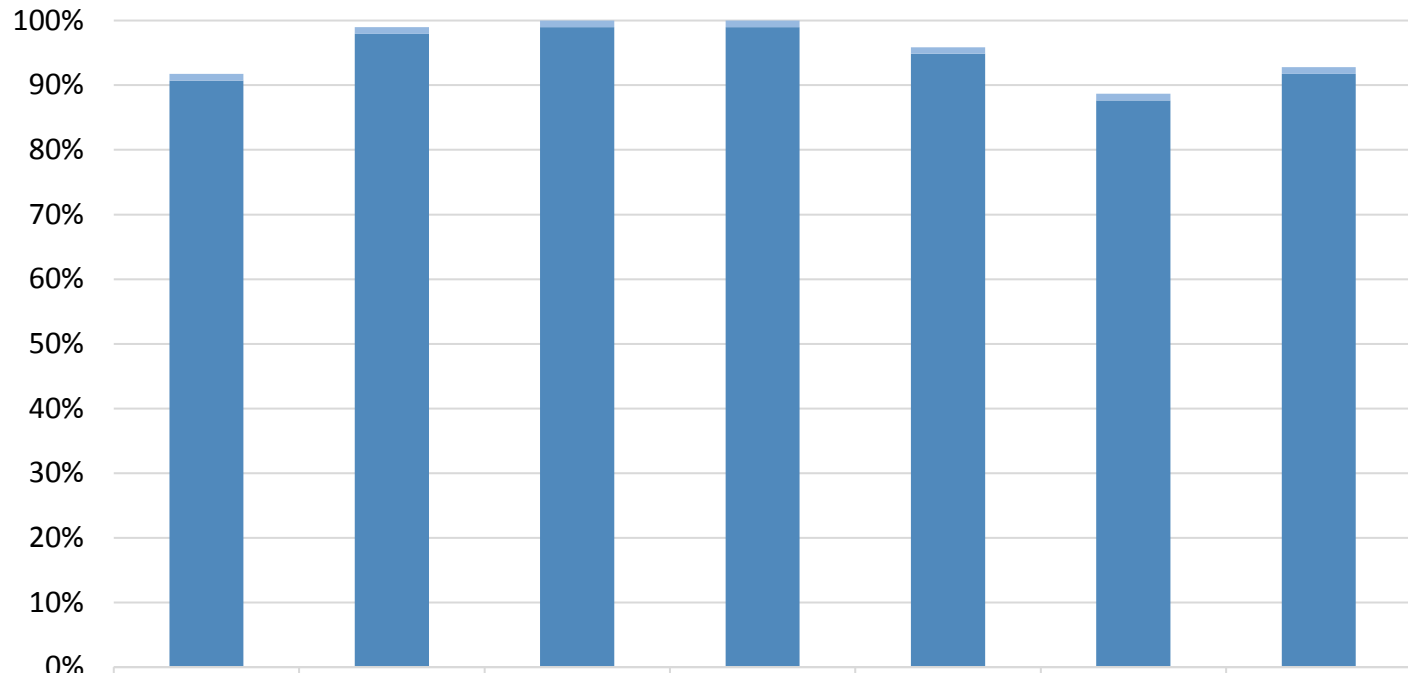
\*\*There is/are also **0** child(ren) enrolled for whom immunizations are not required to be reported because their records are tracked by another site or they attend fewer than 5 days per year.

\*\*There is/are also **0** child(ren) 18 months of age or younger who are not required to be finished with their pre-school vaccines because of their age.



CCCC Immunization Rates - Fall 2017

How many kids at River Road are vaccinated?\*



	DTaP	Polio	Varicella	MMR	HepB	HepA	Hib
% Nonmedical Exemptions	1%	1%	1%	1%	1%	1%	1%
% Vaccinated	91%	98%	99%	99%	95%	88%	92%

Number of children at the school\*\*: **97**

Percent of children with no immunization or exemption record: **0%**

Percent of children with a medical exemption for one or more vaccine(s): **0%**

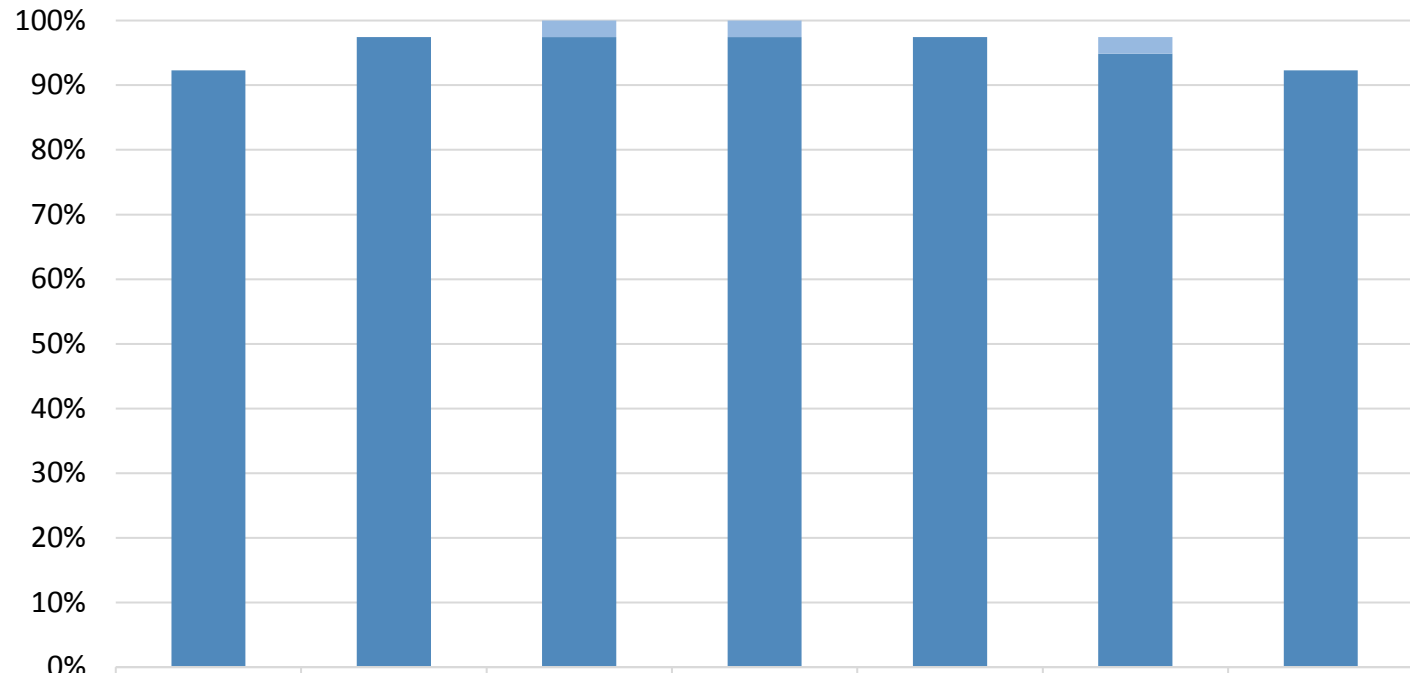
\* Not all immunizations are required for all grades. These numbers may not total 100% if some children have medical exemptions, or are incomplete or in process with immunizations but do not need an exemption because they are on schedule.

\*\*There is/are also **0** child(ren) enrolled for whom immunizations are not required to be reported because their records are tracked by another site or they attend fewer than 5 days per year.

\*\*There is/are also **0** child(ren) 18 months of age or younger who are not required to be finished with their pre-school vaccines because of their age.

CCCC Immunization Rates - Fall 2017

How many kids at Sandy Ridge are vaccinated?\*



	DTaP	Polio	Varicella	MMR	HepB	HepA	Hib
% Nonmedical Exemptions	0%	0%	3%	3%	0%	3%	0%
% Vaccinated	92%	97%	97%	97%	97%	95%	92%

Number of children at the school\*\*: 39

Percent of children with no immunization or exemption record: 0%

Percent of children with a medical exemption for one or more vaccine(s): 0%

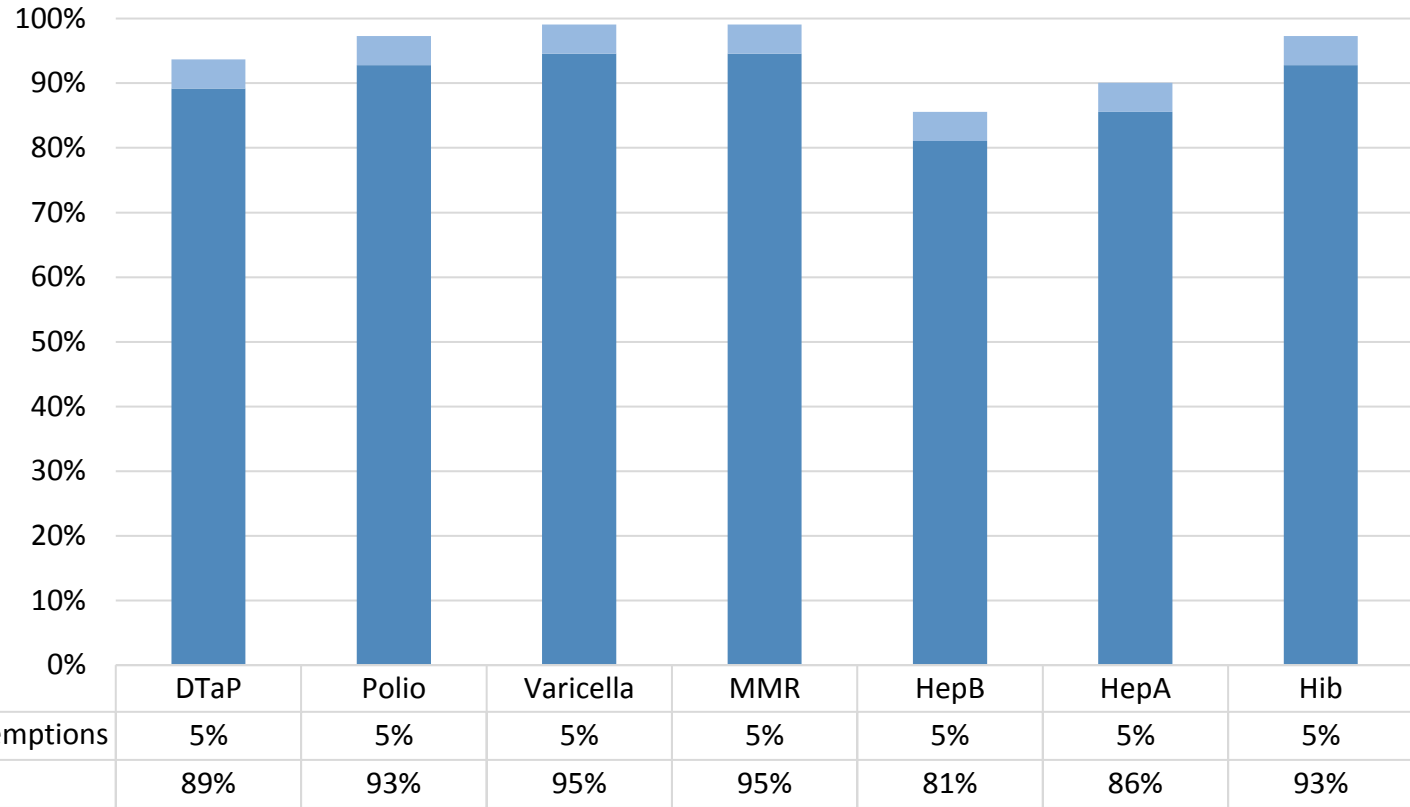
\* Not all immunizations are required for all grades. These numbers may not total 100% if some children have medical exemptions, or are incomplete or in process with immunizations but do not need an exemption because they are on schedule.

\*\*There is/are also 0 child(ren) enrolled for whom immunizations are not required to be reported because their records are tracked by another site or they attend fewer than 5 days per year.

\*\*There is/are also 0 child(ren) 18 months of age or younger who are not required to be finished with their pre-school vaccines because of their age.

CCCC Immunization Rates - Fall 2017

How many kids at Wichita are vaccinated?\*



Number of children at the school\*\*: **111**

Percent of children with no immunization or exemption record: **0%**

Percent of children with a medical exemption for one or more vaccine(s): **0%**

\* Not all immunizations are required for all grades. These numbers may not total 100% if some children have medical exemptions, or are incomplete or in process with immunizations but do not need an exemption because they are on schedule.

\*\*There is/are also **0** child(ren) enrolled for whom immunizations are not required to be reported because their records are tracked by another site or they attend fewer than 5 days per year.

\*\*There is/are also **0** child(ren) 18 months of age or younger who are not required to be finished with their pre-school vaccines because of their age.